

Anatomy of the EFEM

*European Federation for Experimental
Morphology*

**Pierre Sprumont
Diogo Pais**

The European Federation for Experimental Morphology is

- **an international, non-governmental ORGANISATION**
- **grouping 22 anatomical societies active in the European REGION (including the EU)**
- **promoting exchanges between its Constituent Members**

The EFEM

- **is NEITHER another anatomical SOCIETY,**
- **NOR another organising committee for congresses or meetings,**
- **NOR a trade union for anatomists,**
- **and has NO INDIVIDUAL members**

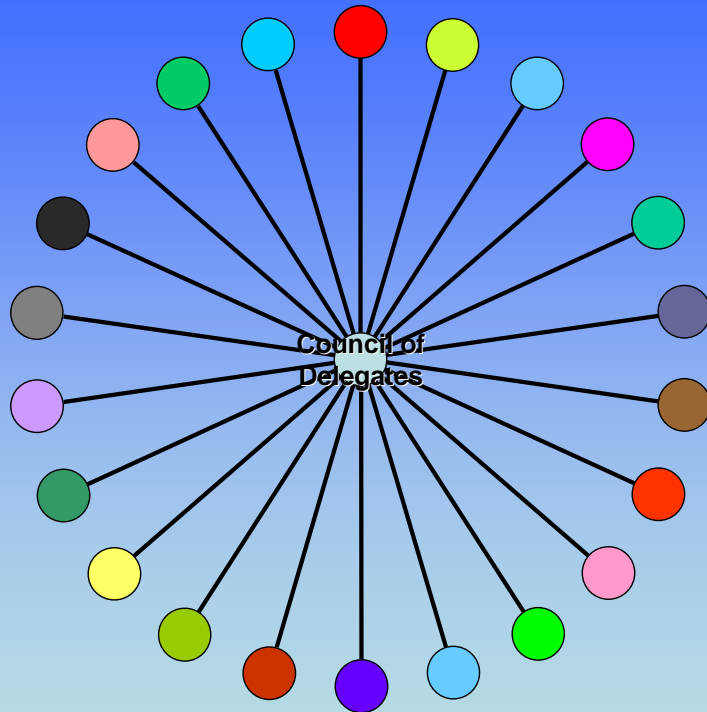
Members of the EFEM: the **CONSTITUENT SOCIETIES**

Basic principle

The EFEM does not organise anything, but facilitates the activities of its members and promotes co-operation between them.

Anatomici Fenniae 
 Anatomische Gesellschaft 
 Bulgarian Anatomical Society 
 Byelorussian Anatomical Society 
 Croatian Society of Anatomists, Histologists and Embryologists 
 Czech Anatomical Society 
 Dutch Association of Anatomists 
 Estonian Anatomical Society 
 Association of Morphologists (*French-speaking*) 
 Anatomical Society of Great Britain and Ireland 
 Greek Society of Morphologists 
 Hungarian Anatomical Society 
 Italian Society of Anatomy 
 Macedonian Association of Anatomy and Histology 
 Polish Anatomical Society 
 Portuguese Anatomical Society 
 All-Russian Scientific Society of Anatomists, Histologists and Embryologists 
 Serbian Association of Anatomists 
 Slovakian Anatomical Society 
 Spanish Anatomical Society 
 Swiss Society for Anatomy, Histology and Embryology 
 Ukrainian Society of Anatomists, Histologists and Embryologists 

**Each
Constituent
Society
designates one
Delegate to the
Council of
Delegates**



Delegates 2004

Anatomici Fenniae: Prof. Ismo Virtanen (Helsinki)

Anatomische Gesellschaft: Prof. Lutz Vollrath (Mainz)

Bulgarian Anatomical Society: Prof. Christo Chouchkov (Stara Zagora)

Byelorussian Anatomical Society: Prof. I. Lobko (Minsk)

Croatian Society of Anatomists, Histologists and Embryologists:
Prof. Zelimir Bradamante (Zagreb)

Czech Anatomical Society: Prof. Hana Brichova (Praha)

Dutch Association of Anatomists: Prof. Jean-Pierre Timmermans (Antwerp)

Estonian Anatomical Society: Prof. Ivo Kolts (Tartu)

Association of Morphologists (*French-speaking*): NN

Greek Society of Morphologists: Prof. A.K. Manthos (Thessaloniki)

Hungarian Anatomical Society: Prof. Gyulia Lázár (Pécs)

Italian Anatomical Society: Prof. Giovanni Giordano-Lanza (Napoli)

Macedonian Association of Anatomy and Histology:
Prof. Dobrina Lazarova (Skopje)

Polish Anatomical Society: Prof. Witold Wozniak (Poznan)

Portuguese Anatomical Society: NN

All-Russian Scientific Society of Anatomists, Histologists and Embryologists:
Prof. Dimitry Nikityuk (Moscow)

Serbian Association of Anatomists:

Prof. Gordana Teofilovski-Parapid (Belgrade)

Slovakian Anatomical Society: Prof. Peter Mráz (Bratislava)


Spanish Anatomical Society: Prof. Jose Ramon Sañudo (Barcelona)

Swiss Society for Anatomy, Histology and Embryology: *ex officio* the Secretary

Ukrainian Society of Anatomists, Histologists and Embryologists:
Prof. Mykola Voloshyn (Zaporozhye)

The Council of Delegates elects 7 officers forming the

EXECUTIVE BOARD



**EFEM Executive Board
OFFICERS 2004**

President: Prof. Pierre Sprumont (Fribourg)

Past President: Prof. Bernard Moxham (Cardiff)

Secretary General: Prof. Jacques-Patrick Barbet (Paris)

Treasurer: Prof. Berend Hillen (Nijmegen)

Secretary: Prof. Lev Kolesnikov (Moscow)

Secretary: Prof. Diogo Pais (Lisbon)

Secretary: NN

**FORMER PRESIDENTS
in chronological order**

Prof. Th. Schiebler (Anatomische Gesellschaft)

Prof. J. Drukker (Nederlandse Anatomen Vereniging)

Prof. D. Brynmor Thomas (AAGBI)

Prof. Chr. Foroglou (Greek Society of Morphologists)

Prof. G. Grignon (Association des Morphologistes)

Prof. K. Zilles (Anatomische Gesellschaft)

OBJECTIVES of EFEM

SOME **GENERAL** AIMS

- advancement of science and education in experimental morphology
- support and provision of suitable mechanisms for training programmes in related scientific disciplines
- promotion of international exchange of graduate students and scientists within Europe

OBJECTIVES of EFEM

SOME **SPECIFIC** AIMS

- ❑ exchange and diffusion of concepts and information among the European morphological Societies, and their members
- ❑ promotion of joint meetings of two or more Constituent Societies (i.e. Tripartite Meetings UK-IE / NL / D-A)
- ❑ exchange of invitations between Constituent Societies to national / regional meetings, congresses, symposia, etc.
- ❑ facilitation of participation of individual members of Constituent Societies in meetings organised by these Societies

ACTIVITIES OF EFEM

✓ Information: website

The screenshot shows a web browser window displaying the homepage of the European Federation for Experimental Morphology (EFEM). The browser's address bar shows the URL <http://www.unifr.ch/efem/>. The page features a navigation menu at the top with options like 'Fichier', 'Edition', 'Afficher', 'Navigation', 'Signets', 'Courrier', 'Discussion', 'Tools', and 'Fenêtres aide'. Below the navigation, there are advertisements for 'Discount Anatomy Charts' and 'Hotel Rue'. The main content area has a large 'EFEM' logo and a welcome message: 'Welcome to the site of the European Federation for Experimental Morphology'. A key message states: 'EFEM is an international, non-governmental scientific organization.' Below this is a row of eight yellow boxes, each representing a different category with a 'Last update' date and a 'Let's go!' button. The categories are: 'Links' (106 April, 2012), 'Society' (126 April, 2012), 'Council of Presidents' (106 April, 2012), 'Members' (116 October, 2011), 'Officers' (126 February, 2014), 'News' (126 May, 2014) with 'UPDATE' below it, 'Guest' (126 May, 2014) with 'IMPORTANT UPDATE' below it, and 'Members' (126 May, 2014) with 'UPDATE' below it. The main text block below the boxes describes EFEM's mission: 'EFEM brings together legally constituted Scientific Societies and Groups in Europe, that are concerned with the morphological sciences (particularly anatomical sciences) or related fields. Its constituent Societies are therefore national or regional societies representing scientists working in the realm of experimental morphology. EFEM recognizes, and respects, the independence of the internal planning arrangements of its constituent Societies.' It also mentions EFEM's founding in 1969 in Nancy (France) and its goal to improve international understanding and collaboration. At the bottom, there is a paragraph about EFEM's activities, including facilitating the holding of Joint Meetings of Anatomical Societies and publishing a list of prospective Morphological Meetings. The browser's taskbar at the bottom shows several open windows, including 'Démarrer', 'EJ', 'Mc...', '99...', 'Mc...', 'EFEM', 'EF...', and 'Cor...', along with the system clock showing 10:50.

991:617 - EFEM European Federation for Experimental Morphology - Opera

Fichier Edition Afficher Navigation Signets Courrier Discussion Tools Fenêtres aide

En arrière Précédent Suivant Avance Rapide Recharger Accueil Nouveaux

Discount Anatomy Charts
Anatomical Charts Every Day Low Prices - Anatomy Team

Hotel Rue
Large choice. Compare and book at the best price!

Related Searches: [guy's anatomy](#) [anatomy](#) [terrie anatomy](#) [Anatomy Online](#)

<http://www.unifr.ch/efem/> Recherche Google 100%

EFEM

Welcome to the site of the
European Federation for Experimental Morphology

EFEM is an international, non-governmental scientific organization.

Links Last update: 106 April, 2012	Society Last update: 126 April, 2012	Council of Presidents Last update: 106 April, 2012	Members Last update: 116 October, 2011	Officers Last update: 126 February, 2014	News Last update: 126 May, 2014 UPDATE	Guest Last update: 126 May, 2014 IMPORTANT UPDATE	Members Last update: 126 May, 2014 UPDATE
---	---	---	---	---	---	--	--

EFEM brings together legally constituted **Scientific Societies and Groups** in Europe, that are concerned with the morphological sciences (particularly anatomical sciences) or related fields. Its constituent Societies are therefore national or regional societies representing scientists working in the realm of experimental morphology. EFEM recognizes, and respects, the independence of the internal planning arrangements of its **constituent Societies**.

EFEM was founded in 1969 in Nancy (France) by some British, Dutch, French, German, Greek, Italian, Spanish and Swiss anatomists, who, being Officers of their respective Anatomical Societies, sought to formally improve international understanding and collaboration. EFEM now has 20 Associations covering the whole of the European region.

According to its **by-laws**, EFEM promotes the exchange and dissemination of **information** between the European Anatomical Societies in general and thus also between the European morphologists. Therefore, it facilitates the holding of Joint Meetings of Anatomical Societies without organizing by itself such meetings. It publishes a **list** of prospective Morphological Meetings in order to help the organizations to avoid collisions of dates. It organizes the **EFEM Lectures** given by prestigious speakers during Congresses or Meetings in Europe. It encourages the exchange of graduate students and stimulates the

Navigation page | [Home](#) | [About Us](#) | [EFEM European Federation](#)

Démarrer | [EJ](#) | [Mc...](#) | [99...](#) | [Mc...](#) | [EFEM](#) | [EF...](#) | [Cor...](#) | 10:50

ACTIVITIES OF EFEM

- ✓ Information
- ✓ EFEM Travel Grants for young scientists

EFEM TRAVEL GRANTS

**DEADLINE FOR THE NEXT
APPLICATIONS:
1st DECEMBER, 2004**

The European Federation of Experimental Morphologists (EFEM) awards bi-annual travel grants to young scientists (*Jeune recherche*) from three Morphological Societies, which are members of EFEM.

A young scientist

- **should have received her / his last degree within the 5 years preceding the application date (NEW DEFINITION);**
- **beginning at the beginning of his or her research career (Observateur, chef de travaux, maître de conférences, postdoctoral fellow, etc.);**

The grants are awarded for laboratory visits (preferentially) to Morphological Societies and/or Meetings in Europe during 2004. Each travel grant is limited to a maximum of 500 €.

An informal application in English

- (1) explaining details of the planned visit, and containing
- (2) a short curriculum vitae,
- (3) an official confirmation of former membership of a Society belonging to EFEM,
- (4) a brief cost evaluation, including other means of financing if any, and
- (5) a letter of acceptance by the host institution or a necessary of the planned presentation.

should be mailed (**original plus 3 copies**) by the applicant to the Secretary General of EFEM.

Professor Jacques-Patrick Barbet.

A young scientist

• **should have received her / his last diploma within the 5 years preceding the application date**

• **is a person at the beginning of her / his research career**

ACTIVITIES OF EFEM

✓ Information

✓ **EFEM Travel Grants for young scientists**

From 1998 to 2004,

sixteen Travel Grants of € 400 to € 500 awarded to young scientists from Bulgaria, France, Germany, Hungary, Poland, and Russia,

either to stay in a foreign research institution,

or to actively participate in an international Meeting.

ACTIVITIES OF EFEM

- ✓ Information
- ✓ EFEM Travel Grants for young scientists
- ✓ EFEM Lectures

The EFEM may sponsor a lecture given by a scientist with eminent contribution to the Morphological Sciences.

This lecture will be given during a Congress organised in Europe by IFAA or Member Societies of EFEM.

for organizing EFEM Lectures

1. The EFEM may sponsor a lecture given by a scientist with eminent contribution to the Morphological Sciences. This lecture will be given during a Congress organized in Europe by IFAA or by Member Societies of EFEM.

2. Within six months after each EFEM Lecture, the Executive Board of EFEM will address the Constituent Societies to seek:

- 2.1 suggestions for potential speakers,
- 2.2 invitations to meetings where the EFEM Lecture could be given.

3. The Executive Board shall propose to the Council the name of the speaker and the place where the next EFEM Lecture could be given. If several suggestions are received from Constituent Societies, it will base its proposal upon the following criteria:

- 3.1 renown and/or scientific activities of the suggested persons,
- 3.2 necessity to keep balance between the regions of Europe,
- 3.3 financial status of EFEM.

4. The Secretary General shall organize the execution of the decision of the Council in collaboration with the local Organizing Committee. The EFEM Lecture will be clearly posted as such by the organizers of the meeting where it is to be held. It will be delivered during a special session, chaired by the President of EFEM.

Cambridge, 24th July, 2000

The Secretary General of EFEM

Prof. P. Sprumont

ACTIVITIES OF EFEM

- ✓ Information
- ✓ EFEM Travel Grants for young scientists
- ✓ **EFEM Lectures**

1998: Prof. Jan Voogd

1999: Prof. Nicole Le Douarin

2000: Prof. Karl Zilles

2002: Prof. Miklós Palkovits

2004: Prof. Raymond Gasser

ACTIVITIES OF EFEM

- ✓ Information
- ✓ EFEM Travel Grants for young scientists
- ✓ EFEM Lectures
- ✓ **Inquiries on Morphological Teaching (1)**

La place de la morphologie dans le cursus médical en Europe: une esquisse de la situation en 1999

In: Pompidou A : "Sciences morphologiques: quelle formation pour une recherche européenne compétitive"

Bull Ass Morphol 1999, 83: 33-35

ACTIVITIES OF EFEM

- ✓ Information
- ✓ EFEM Travel Grants for young scientists
- ✓ EFEM Lectures
- ✓ **Inquiries on Morphological Teaching (2)**

Bologna Process and Morphology

In 2002, the EFEM performed among its Constituent Members a preliminary inquiry on the following subjects:

1. the awareness of the changes occurring in relation to the Bologna Declaration of the European Ministers of Higher Education
2. the national policies on the adaptations of the medical cursus
3. the ECTS weighing of morphological teaching in the various medical curricula

Results may be found on the EFEM Website

http://www.unifr.ch/efem/news.html#BOLOGNA_PROCESS_AND_MORPHOLOGY

ACTIVITIES OF EFEM

- ✓ Information
- ✓ EFEM Travel Grants for young scientists
- ✓ EFEM Lectures
- ✓ **Inquiries on Morphological Teaching (3)**

Presentation on the “Bologna Process and Morphological Teaching” to the Board of the All-Russian Society of Anatomists, Histologists and Embryologists (Kazan, 17th September, 2004)

ACTIVITIES OF EFEM

- ✓ Information
- ✓ EFEM Travel Grants for young scientists
- ✓ EFEM Lectures
- ✓ Inquiries on Morphological Teaching
- ✓ **Study group on Morphological Education**
- ✓ **Promotion of translations of the official Terminologies into European languages**
- ✓ **Reaction to ethical questions related to medical anatomy**

ACTIVITIES OF EFEM

- ✓ Information
- ✓ EFEM Travel Grants for young scientists
- ✓ EFEM Lectures
- ✓ Inquiries on Morphological Teaching
- ✓ **Study group on Morphological Education**

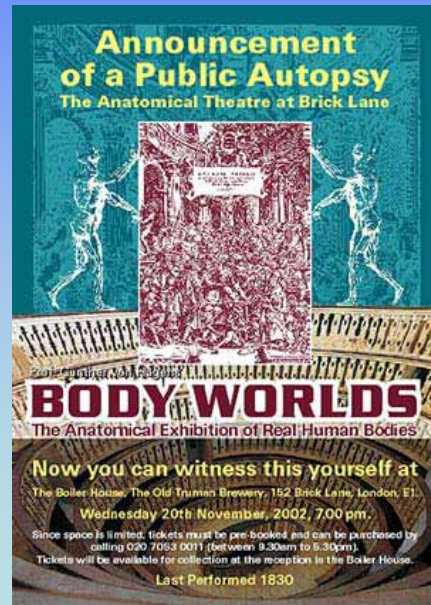
Workshops organised within regular meetings

- ***“Legal aspects of body bequests for anatomical examination”***: Paris, 5th March, 2005
- ***“Integration of Morphology into the new integrated modular curricula”***: Belgrade, 5th-8th June, 2005
- ***“Value of using human cadaveric material for teaching”***: Cardiff, 5th-7th July, 2005

ACTIVITIES OF EFEM

- ✓ Information
- ✓ EFEM Travel Grants for young scientists
- ✓ EFEM Lectures
- ✓ Inquiries on Morphological Teaching
- ✓ Study group on Morphological Education
- ✓ Promotion of translations of the official Terminologies into European languages
- ✓ **Reaction to ethical questions related to medical anatomy**

*re "autopsy" performed by
Von Hagens in London*



PUBLIC STATEMENT ON THE PUBLIC PERFORMANCE OF AN AUTOPSY

The European Federation for Experimental Morphology (EFEM), the "umbrella" organisation that includes Anatomical Societies throughout Europe, applauds Professor Dr. Günter von Hagens sentiment concerning the need to disseminate widely anatomical knowledge to the general public.

However, the EFEM cannot accept that an anatomical examination presented as a dissection performed in front of a large audience is capable of attaining that goal for the following reasons:

The human body does not consist only of isolated organs that can be demonstrated like isolated car parts. Indeed, the body's intimate topographical relationships must be appreciated through personal exploration and scientifically-directed dissection;

Anatomy must be learned through the application of several parallel methods, among which dissection is very important, but it cannot be separated from such other medical imaging techniques as radiology, ultrasonic imaging, MR iconography, endoscopy, etc.

Moreover, the EFEM is aware of the strong moral and legal responsibilities which underpin anatomical dissection. It is the duty of academics associated with medicine to protect human dignity and to respect the rights and privacy of patients. Such rights do not end at their death.

Therefore, the EFEM requests from European Regional, National and International Authorities that they strictly control the application of the Laws and Regulations governing donation, death certification, transport, dissection and disposal of human cadavers used for anatomical analysis or *post mortem* examination. Furthermore, special attention must be given to the informed consent of the persons wishing to donate their bodies. In particular, it is necessary to ensure that proper procedures are undertaken, and that anatomical dissections and *post mortem* examinations are only undertaken privately to maintain subject confidentiality.

Prof. Pierre Sprumont, Secretary General of EFEM

CH-1700 Fribourg, 18th December 2002

Anatomy – University Department of Medicine,
Route Albert-Gockel 1

Phone: +41 -(0)26 300 8540 Fax -(0)26 300 9791

E-mail: pierre.sprumont@unifr.ch

Signed by:

Prof. Bernard Moxham, Cardiff, President

Prof. Karl Zilles, Düsseldorf, Past President

Prof Berend Hillen, Nijmegen, Treasurer,

Prof. Jacques-Patrick Barbet, Paris

Prof. Lev L. Kolesnikov, Moscow

Prof. Diogo Pais, Lisbon

Prof. Jan Drukker, Maastricht, Former President

Prof. Chryssi Foroglou-Kerameos, Thessaloniki, Former President

Prof. Georges Grignon, Nancy, Former President

**Document
sent on
18th
December,
2002, by the
EFEM to
various
Authorities,
including
the Council
of Europe at
Strasbourg**